

Choosing the Best Images for Your Caribshopper Store

When selecting images for your Caribshopper store, please follow these guidelines:

SHOWCASE YOUR PRODUCT

Great product images help you convert shoppers into buyers.

Choose images that show your product clearly and simply, showing the best angle. Your product should always be at the center.

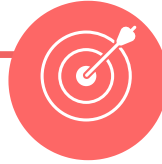


IMAGE DETAILS

Use plain, white backgrounds.

For your featured/main product image, avoid lifestyle shots, busy backgrounds, borders, watermarks, text, drawings or sketches of the product.

Remember, high-quality images will make your product stand-out. Avoid using phone or pixelated photos.


Only include what the customer will receive when they order. Avoid unnecessary groups of other items that may confuse your buyer.




IMAGE SIZE

Your images should be cropped to a square - 1200 x 1200 pixels or higher with a lot of white space around your product.

All images should be uploaded in JPEG or PNG format at 72dpi (not HTML)



Product Image Examples:



QUESTIONS?

Have a question or need help resizing, correcting, or capturing your product images? Our Merchant Success team can help! Send an email to merchants@caribshopper.com with Image Help in the subject line.